



ISO 9001:2008

www.tvs.com  
ID 9105061131



TVS ELECTRONICS LIMITED

Registered Office: "Jayalakshmi Estates", No. 29, Haddows Road, Chennai - 600 006

Statement of Standalone and Consolidated Audited Financial Results for the Quarter and Year ended 31st March 2017

(₹ in Lakhs)

Sl. No.	PART I Particulars	Standalone Financials					Consolidated Financials	
		Audited	Unaudited	Audited	Audited		Audited	
		3 months ended	Preceding 3 months ended	Corresponding 3 months ended in the previous year	Year to date figures for the current period ended	Year to date figures for the previous period ended	Year to date figures for the current period ended	Year to date figures for the previous period ended
		31.03.2017	31.12.2016	31.03.2016	31.03.2017	31.03.2016	31.03.2017	31.03.2016
1	Income from operations							
a)	Gross Sales / Income from operations	94,295	85,418	9,894	2,62,890	59,611	2,62,890	59,611
b)	Other Operating Income	2	3	5	12	11	12	11
	Total Income from operations (net)	94,297	85,421	9,899	2,62,902	59,622	2,62,902	59,622
2	Expenses							
a.	Cost of materials consumed	10,107	4,742	1,982	19,316	8,455	19,316	8,455
b.	Purchases of stock-in-trade	88,170	78,707	4,619	2,21,553	38,683	2,21,552	38,683
c.	Changes in inventories of finished goods, work-in-process and stock-in-trade	(10,434)	(4,861)	326	(18)	81	(18)	81
d.	Excise Duty	163	58	76	399	272	399	272
e.	Employee benefits expense	761	797	709	3,115	2,840	3,116	2,840
f.	Depreciation and amortisation expense	287	198	245	905	860	905	860
g.	Other expenses	4,799	5,609	1,752	16,896	7,677	16,967	7,693
	Total expenses (a) to (g)	93,853	85,250	9,709	2,62,166	58,868	2,62,237	58,884
3	Profit from operations before other income, finance costs and exceptional items(1-2)	444	171	190	736	754	665	738
4	Other Income	65	36	51	141	150	249	291
5	Profit from ordinary activities before finance costs & exceptional items(3+4)	509	207	241	877	904	914	1,029
6	Finance costs	62	46	124	245	573	245	573
7	Profit from ordinary activities after finance costs but before exceptional items (5 - 6)	447	161	117	632	331	669	456
8	Exceptional items	-	-	-	-	189	-	189
9	Profit from ordinary activities before tax (7+ 8)	447	161	117	632	520	669	645
10	Tax Expense							
	- Current Tax	82	42	40	133	110	141	175
	- Tax relating to earlier years	(38)	-	-	(38)	-	(179)	-
	- Deferred Tax	(179)	-	(3)	(179)	(3)	(38)	(3)
	Total	(135)	42	37	(84)	107	(76)	172
11	Net Profit from ordinary activities after tax (9 - 10)	582	119	80	716	413	745	473
12	Extraordinary items (net of tax expense Rs.5L )	-	-	-	-	18	-	18
13	Net Profit for the period (11 + 12)	582	119	80	716	431	745	491
14	Share of Loss of Associate	-	-	-	-	-	64	-
15	Net Profit after taxes, share of loss of Associates(13-14)	582	119	80	716	431	681	491
16	Paid-up equity share capital (Face Value of the Share is Rs.10/- each)	1,861	1,861	1,855	1,861	1,855	1,861	1,855
17	Reserves excluding Revaluation Reserves as per balance sheet of previous accounting year	-	-	-	3,279	2,486	4,009	3,250
18	Earnings per share (EPS) (before extraordinary items) (Face value of Rs.10/- each) (not annualised)							
a)	Basic	3.15	0.64	0.44	3.85	2.26	3.66	2.59
b)	Diluted	3.12	0.64	0.44	3.82	2.25	3.63	2.57
19	Earnings per share (EPS) (after extraordinary items) (Face value of Rs.10/- each) (not annualised)							
a)	Basic	3.15	0.64	0.44	3.85	2.36	3.66	2.69
b)	Diluted	3.12	0.64	0.44	3.82	2.35	3.63	2.67

TVS Electronics Limited

South Phase 7A, Second Floor, Industrial Estates, Guindy, Chennai-600 032. Tel.: + 91-44-4200 5200 Fax : +91(44)2225 7577

Registered Office: Jayalakshmi Estate, New No.29, (Old No.8), Haddows Road, Chennai- 600 006.

Corporate Identity Number : L30007TN1995PLC032941

E-mail id : webmaster@tvs-e.in Website: www.tvs-e.in



ISO 9001:2008

www.tuv.com  
ID 9105061131



**TVS ELECTRONICS LIMITED**  
Registered Office: "Jayalakshmi Estates", No. 29, Haddows Road, Chennai - 600 006

**STATEMENT OF ASSETS AND LIABILITIES**

Particulars	Standalone		Consolidated	
	As at 31.03.2017 Audited	As at 31.03.2016 Audited	As at 31.03.2017 Audited	As at 31.03.2016 Audited
<b>A EQUITY AND LIABILITIES</b>				
1 Shareholders' funds				
(a) Share capital	1,861	1,855	1,861	1,855
(b) Reserves and surplus	3,280	2,486	4,009	3,250
(c) Money received against share warrants	-	-	-	-
Sub-total - Shareholders' funds	5,141	4,341	5,870	5,105
2 Non-current liabilities				
(a) Long-term borrowings	188	438	188	438
(b) Deferred tax liabilities (Net)	195	373	195	373
(c) Other Long term liabilities	27	44	27	44
(d) Long-term provisions	252	206	252	212
Sub-total - Non - current liabilities	662	1,061	662	1,067
3 Current liabilities				
(a) Short-term borrowings	2,454	3,028	2,454	3,028
(b) Trade payables	24,926	4,950	24,926	4,950
(c) Other current liabilities	2,266	1,238	2,268	1,239
(d) Short-term provisions	1,384	1,111	1,394	1,111
Sub-total - Current liabilities	31,030	10,327	31,042	10,328
<b>TOTAL - EQUITY &amp; LIABILITIES</b>	<b>36,833</b>	<b>15,729</b>	<b>37,574</b>	<b>16,500</b>
<b>B ASSETS</b>				
1 Non-current assets				
(a) Fixed assets	3,096	3,843	3,096	3,843
(b) Non-current investments	31	41	708	900
(c) Long-term loans and advances	3,179	3,233	3,205	3,258
(d) Other non-current assets	43	40	43	40
Sub-total - Non - current assets	6,349	7,157	7,052	8,041
2 Current assets				
(a) Inventories	15,311	4,083	15,311	4,083
(b) Trade receivables	12,668	2,889	12,668	2,889
(c) Cash and cash equivalents	1,224	565	1,333	602
(d) Short-term loans and advances	846	773	775	623
(e) Other current assets	435	262	435	262
Sub-total - Current assets	30,484	8,572	30,522	8,459
<b>TOTAL - ASSETS</b>	<b>36,833</b>	<b>15,729</b>	<b>37,574</b>	<b>16,500</b>

Statement of Standalone and Consolidated Audited Financial Results for the Quarter and Year ended 31st March 2017

**NOTES**

- 1) The above audited financial results have been reviewed by the Audit Committee of the Board and approved by the Board of Directors at its meeting held today.
- 2) The Board of Directors have recommended a dividend of 50 paise per Equity Share of face value of Rs.10/- each for the financial year ended 31st March, 2017. The dividend will be paid / despatched to the shareholders within 30 days from the date of declaration by the members at the ensuing Annual General Meeting
- 3) The Company had earlier entered into distribution services for mobile phones. This is a large volume, large value business, with low margins. Any periodic comparison should take this into consideration.
- 4) Company operates in two segments namely, a) Information Technology related products and technical services and b) Distribution services; this is in line with Accounting Standard on Segment Reporting (AS 17).
- 5) As the net worth of the Company is less than Rs.500 Cr (net worth as on 31st March, 2014, Rs.35.51 Cr), the Company is required to comply with Ind AS for the accounting period beginning on or after 1st April, 2017 with comparatives ending on 31st March, 2017. The Company has been advised legally to this effect. Accordingly, the quarterly standalone unaudited financial results for the quarter and year ended March 31, 2017 are prepared in accordance with the existing Indian GAAP.
- 6) Consolidated results include results of a wholly owned subsidiary company, viz., Primary Property Holdings Limited, Chennai and its Associate Company viz., Benani Foods Pvt Ltd., Chennai.
- 7) Previous period figures have been regrouped wherever necessary to make them conform to current period's classification
- 8) The financial results are available on the website of BSE Limited (Bombay Stock Exchange Limited), National Stock Exchange of India Limited and the Company - www.tvse.in.

Chennai  
12th May, 2017

Gopal Srinivasan  
Chairman

**TVS Electronics Limited**

South Phase 7A, Second Floor, Industrial Estates, Guindy, Chennai-600 032. Tel.: + 91-44-4200 5200 Fax : +91(44)2225 7577

Registered Office: Jayalakshmi Estate, New No.29, (Old No.8), Haddows Road, Chennai- 600 006.

Corporate Identity Number : L30007TN1995PLC032941

E-mail id : webmaster@tvse.in Website: www.tvse.in



ISO 9001:2008

www.tuv.com  
ID 9105061131



TVS ELECTRONICS LIMITED, CHENNAI

Statement of Segment wise Revenue, Results and Capital Employed for the Quarter and Year ended 31st March 2017

(₹ in Lakhs)

Particulars	Standalone					Consolidated	
	Audited	Unaudited	Audited	Audited		Audited	
	3 months ended	Preceding 3 months ended	Corresponding 3 months ended in the previous year	Year to date figures for the current period ended	Year to date figures for the previous period ended	Year to date figures for the current period ended	Year to date figures for the previous period ended
	31.03.2017	31.12.2016	31.03.2016	31.03.2017	31.03.2016	31.03.2017	31.03.2016
<b>Segment Revenue</b>							
a) IT Products & Technical Services	9,816	6,936	7,667	30,890	29,676	30,890	29,676
b) Distribution Services	84,481	78,485	2,232	2,32,012	29,946	2,32,012	29,946
<b>Net Sales / Income from operations</b>	<b>94,297</b>	<b>85,421</b>	<b>9,899</b>	<b>2,62,902</b>	<b>59,622</b>	<b>2,62,902</b>	<b>59,622</b>
<b>Segment Results (Profit before tax and interest from each segment)</b>							
a) IT Products & Technical Services	168	(126)	236	(86)	810	(86)	810
b) Distribution Services	341	333	5	963	94	963	94
c) Property Development	-	-	-	-	-	37	125
<b>Total</b>	<b>509</b>	<b>207</b>	<b>241</b>	<b>877</b>	<b>904</b>	<b>914</b>	<b>1,029</b>
Less: i) Finance cost	62	46	124	245	573	245	573
ii) Other unallocable expenditure net off	-	-	-	-	-	-	-
Unallocable income	-	-	-	-	-	64	-
Profit before tax from ordinary activities before tax and exceptional items	447	161	117	632	331	605	456
Add: Exceptional items	-	-	-	-	189	-	189
Profit from ordinary activities before tax and after exceptional items	447	161	117	632	520	605	645
Add: Extraordinary items	-	-	-	-	23	-	23
<b>Profit before tax after extraordinary items</b>	<b>447</b>	<b>161</b>	<b>117</b>	<b>632</b>	<b>543</b>	<b>605</b>	<b>668</b>
<b>Capital Employed</b>							
<b>(Segment Assets - Segment Liabilities)</b>							
a) IT Products & Technical Services	9,510	10,492	9,235	9,510	9,235	9,291	9,081
b) Distribution Services	(1,756)	(2,941)	(1,228)	(1,756)	(1,228)	(1,756)	(1,228)
c) Property Development	-	-	-	-	-	948	919
d) Unallocated	29	(132)	(200)	29	(200)	29	(200)
<b>Total</b>	<b>7,783</b>	<b>7,419</b>	<b>7,807</b>	<b>7,783</b>	<b>7,807</b>	<b>8,512</b>	<b>8,571</b>

TVS Electronics Limited

South Phase 7A, Second Floor, Industrial Estates, Guindy, Chennai-600 032. Tel.: + 91-44-4200 5200 Fax : +91(44)2225 7577

Registered Office: Jayalakshmi Estate, New No.29, (Old No.8), Haddows Road, Chennai- 600 006.

Corporate Identity Number : L30007TN1995PLC032941

E-mail id : webmaster@tvs-e.in Website: www.tvs-e.in



ISO 9001:2008

www.tuv.com  
ID 9105061131



**TVS ELECTRONICS LIMITED**

Registered Office: "Jayalakshmi Estates", No. 29, Haddows Road, Chennai - 600 006

Extract of Standalone and Consolidated Audited Financial Results for the Quarter and Year ended 31st March 2017

		(₹ in Lakhs)					
S.No.	Particulars	Standalone Audited Financials				Consolidated Audited Financials	
		Quarter ended		Year ended		Year ended	
		31.03.2017	31.03.2016	31.03.2017	31.03.2016	31.03.2017	31.03.2016
1	Total Income from operations (net)	94,297	9,899	2,62,902	59,622	2,62,902	59,622
2	Net Profit / (Loss) for the period (before tax, Exceptional and/or Extraordinary items)	447	117	632	331	669	456
3	Net Profit / (Loss) for the period (before tax, after Exceptional and/or Extraordinary items)	447	117	632	538	669	645
4	Net Profit / (Loss) for the period (after tax, after Exceptional and/or Extraordinary items)	582	80	716	431	681	491
5	Paid-up equity share capital (Face Value of the Share is Rs.10/- each)	1,861	1,855	1,861	1,855	1,861	1,855
6	Reserves excluding Revaluation Reserves as per balance sheet of previous accounting year	2,486 (31.03.2016)	1,969 (31.03.2015)	2,486 (31.03.2016)	1,969 (31.03.2015)	3,250 (31.03.2016)	2,673 (31.03.2015)
7	Earnings per share (EPS) (before extraordinary items) (for continuing and discontinued operations) (Face value of Rs.10/- each) (not annualised)						
a	Basic	3.15	0.44	3.85	2.26	3.66	2.59
b	Diluted	3.12	0.44	3.82	2.25	3.63	2.57
8	Earnings per share (EPS) (after extraordinary items) (for continuing and discontinued operations) (Face value of Rs.10/- each) (not annualised)						
a	Basic	3.15	0.44	3.85	2.36	3.66	2.69
b	Diluted	3.12	0.44	3.82	2.35	3.63	2.67

Note: The above is an extract of the detailed format of Quarterly/Year ended 31st March 2017. Results filed with the Stock Exchanges under Regulation 33 of the SEBI (Listing and Other Disclosure Requirements) Regulations, 2015. The full format of the Audited Financial Results are available on the Stock Exchange websites. (www.bseindia.com and www.nseindia.com) and on the Company's website (www.tvs-e.in).

Chennai  
12th May, 2017

By Order of the Board

Gopal Srinivasan  
Chairman

**TVS Electronics Limited**

South Phase 7A, Second Floor, Industrial Estates, Guindy, Chennai-600 032. Tel.: + 91-44-4200 5200 Fax : +91(44)2225 7577

Registered Office: Jayalakshmi Estate, New No.29, (Old No.8), Haddows Road, Chennai- 600 006.

Corporate Identity Number : L30007TN1995PLC032941

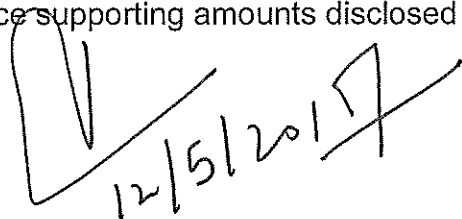
E-mail id : webmaster@tvs-e.in Website: www.tvs-e.in

**INDEPENDENT AUDITOR'S REPORT ON THE STANDALONE FINANCIAL RESULTS OF TVS ELECTRONICS LIMITED, CHENNAI FOR THE YEAR ENDED 31.03.2017**

To

**The Board of Directors of TVS Electronics Limited,  
Chennai.**

1. We have audited the accompanying statements of standalone financial results of TVS Electronics Limited, Chennai ("the company") for the year ended 31<sup>st</sup> March 2017 ("the statement") being submitted by the company pursuant to the requirements of Regulation 33 of the SEBI (Listing Obligations and Disclosure Requirement) Regulations, 2015. This statement, which is the responsibility of the company's management and approved by the Board of Directors, has been prepared on the basis of the related standalone financial statements which are in accordance with the Accounting Standards prescribed under section 133 of the Companies Act, 2013 read with relevant Rules issued there under and other accounting principles generally accepted in India. Our responsibility is to express an opinion on the statement.
2. We conducted our audit in accordance with the standards on auditing issued by the Institute of Chartered Accountants of India. Those standards require that we plan and perform the audit to obtain reasonable assurance about whether the statement is free from material misstatement. An audit also includes examining, on a test basis, evidence supporting amounts disclosed in

  
12/5/2017

**INDEPENDENT AUDITOR'S REPORT ON THE STANDALONE FINANCIAL RESULTS OF TVS ELECTRONICS LIMITED, CHENNAI FOR THE YEAR ENDED 31.03.2017**


the statement. An audit also includes evaluating the appropriateness of the accounting policies used and the reasonableness of the significant accounting estimates made by the management, as well as evaluating the overall presentation of the statement. We believe that the audit evidence we have obtained is sufficient and appropriate to provide a basis for our audit opinion.

3. In our opinion and to the best of our information and according to the explanations given to us the statement;

(a) Is presented in accordance with the requirements of Regulation 33 of the SEBI (Listing Obligations and Disclosure Requirement) Regulations 2015;

(b) Gives true and fair view in conformity with the aforesaid accounting standards and other accounting principles generally accepted in India, of the net profit and other financial information of the company for the year ended 31<sup>st</sup> March 2017 subject to the following:-

The company has paid a sum of Rs. 1.50 lakhs as remuneration to the then Managing Director, in excess of the amount approved by the Central Government and provisions of section 197 of the Companies Act, 2013


  
12/5/2017

**INDEPENDENT AUDITOR'S REPORT ON THE STANDALONE FINANCIAL RESULTS OF TVS ELECTRONICS LIMITED, CHENNAI FOR THE YEAR ENDED 31.03.2017**

read with schedule V. The Company is taking steps to seek, from the Central Government, waiver of recovery of excess paid.

4. The statement includes results for the quarter ended 31<sup>st</sup> March 2017 being the balancing figure between audited figures in respect of the full financial year and the published year to date figures upto the third quarter of the current financial year which were subject to limited review by us.

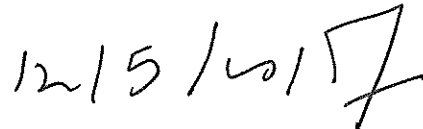
**For Sundaram & Srinivasan  
Chartered Accountants  
Firm Registration No. 004207S**



**M. Balasubramaniam  
Partner**

**Membership No. F7945**

**Place : Chennai  
Date : May 12, 2017**



**INDEPENDENT AUDITOR'S REPORT ON THE CONSOLIDATED FINANCIAL RESULTS OF TVS ELECTRONICS LIMITED, CHENNAI FOR THE YEAR ENDED 31.03.2017**

To

The Board of Directors of TVS Electronics Limited,  
Chennai.

1. We have audited the accompanying statements of consolidated financial results of TVS Electronics Limited, Chennai ("the Holding Company") and its wholly owned subsidiary (holding company and its subsidiary together referred to as "the group") and its associate for the year ended 31<sup>st</sup> March 2017 ("the statement") being submitted by the Holding Company pursuant to the requirement of Regulation 33 of the SEBI (Listing Obligations and Disclosure Requirement) Regulations, 2015. This statement, which is the responsibility of the Holding Company's management and approval by the Board of Directors, has been prepared on the basis of the related consolidated financial statements which are in accordance with the Accounting Standards prescribed under section 133 of the Companies Act, 2013 read with relevant Rules issued there under and other accounting principles generally accepted in India. Our responsibility is to express an opinion on the statement.


2. We conducted our audit in accordance with the standards on auditing issued by the Institute of Chartered Accountants of India. Those standards require that we plan and perform the audit to obtain reasonable assurance about



**INDEPENDENT AUDITOR'S REPORT ON THE CONSOLIDATED FINANCIAL RESULTS OF TVS ELECTRONICS LIMITED, CHENNAI FOR THE YEAR ENDED 31.03.2017**

whether the statement is free from material misstatement. An audit also includes examining, on a test basis, evidence supporting amounts disclosed in the statement. An audit also includes evaluating the appropriateness of the accounting policies used and the reasonableness of the significant accounting estimates made by the Management, as well as evaluating the overall presentation of the Statement. We believe that the audit evidence we have obtained is sufficient and appropriate to provide a basis for our audit opinion.

3. We did not audit the financial statements of its wholly owned subsidiary included in the consolidated financial results whose financial statements reflect total assets of Rs. 960.94 lakhs as at 31<sup>st</sup> March 2017, total revenue of Rs. 120.41 lakhs for the year ended 31<sup>st</sup> March 2017 and profit after tax of Rs. 28.94 lakhs for the year ended 31<sup>st</sup> March 2017, as considered in the consolidated financial results. The consolidated financial statements also include the Group's share of loss of Rs. 63.64 lakhs for the year ended 31<sup>st</sup> March 2017, as considered in the consolidated financial statements, in respect of one number of associate, whose financial statements have not been audited by us. The said financial statements have been audited by the other auditor whose report has been furnished to us by the management and

  
12/5/2017

**INDEPENDENT AUDITOR'S REPORT ON THE CONSOLIDATED FINANCIAL RESULTS OF TVS ELECTRONICS LIMITED, CHENNAI FOR THE YEAR ENDED 31.03.2017**


our opinion, on the statement, in so far as it relates to the amounts and disclosures included in respect of the subsidiary and associate, is based solely on the report of the other auditors.

4. Our opinion on the statement is not modified in respect of the above matters with regard to our reliance on the work done and the reports of the other auditor.
5. In our opinion and to the best of our information and according to the explanations given to us and based on the consideration of the reports of the other auditor referred to in paragraph 3 above, the statement;
  - (a) Includes the results of its wholly owned subsidiary viz. Prime Property Holdings Limited, Chennai and its associate viz. Benani Foods Private Limited, Chennai;
  - (b) Is presented in accordance with the requirements of Regulation 33 of the SEBI (Listing Obligations and Disclosure Requirement) Regulations 2015; and
  - (c) Gives true and fair view in conformity with the aforesaid accounting standards and other accounting principles generally accepted in India, of the consolidated net profit and other financial information of the group for the year ended 31<sup>st</sup> March 2017 subject to the following:-

**INDEPENDENT AUDITOR'S REPORT ON THE CONSOLIDATED FINANCIAL RESULTS OF TVS ELECTRONICS LIMITED, CHENNAI FOR THE YEAR ENDED 31.03.2017**

The holding company has paid a sum of Rs. 1.50 lakhs as remuneration to its then Managing Director, in excess of the amount approved by the Central Government and provisions of section 197 of the Companies Act, 2013 read with schedule V. The holding company is taking steps to seek, from the Central Government, waiver of recovery of excess paid.

**For Sundaram & Srinivasan  
Chartered Accountants  
Firm Registration No. 004207S**



**M. Balasubramaniam  
Partner**



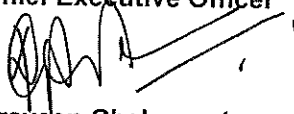

**Membership No. F7945**


**Place : Chennai  
Date : May 12, 2017**

12/5/2017

**ANNEXURE I**

**Statement on Impact of Audit Qualifications (for audit report with modified opinion)  
submitted along-with Annual Audited Financial Results – Standalone**

Statement on Impact of Audit Qualifications for the Financial Year ended March 31, 2017 [See regulation 33 / 52 of the SEBI (LODR) (Amendment) Regulations, 2016]				
(Rs. In Lakhs)				
I	Sl. No.	Particulars	Audited Figures (as reported before adjusting for qualifications)	Audited Figures (as reported before adjusting for qualifications)
	1.	Turnover / Total Income	2,62,902	2,62,902
	2.	Total Expenditure	2,62,166	2,62,166
	3.	Net Profit / (Loss)	716	716
	4.	Earnings Per Share (Rs)	3.85	3.85
	5.	Total Assets	36,833	36,833
	6.	Total Liabilities	31,692	31,692
	7.	Net Worth	5,141	5,141
	8.	Any other financial item(s) (as felt appropriate by the management)	-	-
<b>II Audit Qualification (each audit qualification separately)</b>				
	a.	Details of Audit Qualification: *	The Company has paid a sum of Rs.1.50 Lakhs as remuneration to the then Managing Director, in excess of the amount approved by the Central Government and provisions of Section 197 of the Companies Act, 2013 read with Schedule V. The Company is taking steps to seek, from the Central Government, waiver of recovery of excess paid.	
	b.	Type of Audit Qualification:	Qualified Opinion / Disclaimer of Opinion / Adverse Opinion	
	c.	Frequency of Qualification:	Whether appeared first time / repetitive / since how long continuing – 2 <sup>nd</sup> year	
	d.	For Audit Qualification(s) where the impact is quantified by the auditor, management's Views	Does not arise since there is no financial impact	
	e.	For Audit Qualification(s) whether the impact is not quantified by the Auditor: (i) Management's estimation on the impact of audit qualification: (ii) If management is unable to estimate the impact, reasons for the same: (iii) Auditors' Comments on (i) or (ii) above:	No financial impact  Does not arise  Nil	
* This qualification appears for the first time.				
 <b>Prakash Katama</b> Chief Executive Officer			 <b>Karthi Chandramouli</b> Chief Financial Officer	
 <b>Praveen Chakravarty</b> Chairman of the Audit Committee			 <b>M. Balasubramaniam</b> Partner, Sundaram & Srinivasan, Chartered Accountants Firm Registration No.004207S Membership No.F7945	



**ANNEXURE I**

**Statement on Impact of Audit Qualifications (for audit report with modified opinion)  
submitted along-with Annual Audited Financial Results – Consolidated**

Statement on Impact of Audit Qualifications for the Financial Year ended March 31, 2017 [See regulation 33 / 52 of the SEBI (LODR) (Amendment) Regulations, 2016]				
(Rs. In Lakhs)				
I	Sl. No.	Particulars	Audited Figures (as reported before adjusting for qualifications)	Audited Figures (as reported before adjusting for qualifications)
	1.	Turnover / Total Income	2,62,902	2,62,902
	2.	Total Expenditure	2,62,237	2,62,237
	3.	Net Profit / (Loss)	681	681
	4.	Earnings Per Share (Rs)	3.66	3.66
	5.	Total Assets	37,574	37,574
	6.	Total Liabilities	31,704	31,704
	7.	Net Worth	5,870	5,870
	8.	Any other financial item(s) (as felt appropriate by the management)	-	-
<b>II Audit Qualification (each audit qualification separately)</b>				
	a.	Details of Audit Qualification: ✕	The Holding Company has paid a sum of Rs.1.50 Lakhs as remuneration to the then Managing Director, in excess of the amount approved by the Central Government and provisions of Section 197 of the Companies Act, 2013 read with Schedule V. The Holding Company is taking steps to seek, from the Central Government, waiver of recovery of excess paid.	
	b.	Type of Audit Qualification:	Qualified Opinion / Disclaimer of Opinion / Adverse Opinion	
	c.	Frequency of Qualification:	Whether appeared first time / repetitive / since how long continuing – 2 <sup>nd</sup> year	
	d.	For Audit Qualification(s) where the impact is quantified by the auditor, management's Views	Does not arise since there is no financial impact	
	e.	For Audit Qualification(s) whether the impact is not quantified by the Auditor: (i) Management's estimation on the impact of audit qualification: (ii) If management is unable to estimate the impact, reasons for the same: (iii) Auditors' Comments on (i) or (ii) above:	No financial impact  Does not arise  Nil	
<p><i>* This qualification appears for the first time.</i></p> <p><i>Prakash Katama</i> Prakash Katama Chief Executive Officer</p> <p><i>Praveen Chakravarty</i> Praveen Chakravarty Chairman of Audit Committee</p>			<p><i>Karthi Chandramouli</i> Karthi Chandramouli Chief Financial Officer</p> <p><i>M. Balasubramaniyam</i> M. Balasubramaniyam Partner, Sundaram &amp; Srinivasan, Chartered Accountants Firm Registration No.004207S Membership No.F7945</p> <p align="right">12/5/17</p>	

